

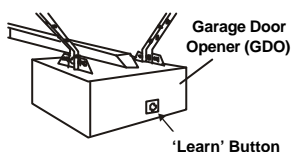
MultiLink® MINI GARAGE DOOR REMOTE WITH FLASH LIGHT

MODEL : CR-390M

1. PROGRAMMING YOUR NEW TRANSMITTER FOR CHAMBERLAIN® / LIFTMASTER® / SEARS® OPENERS

Thank you for your purchase of the MultiLink® garage door remote control, Model CR-390M. This remote is designed to work with Chamberlain® "Security +" garage door opener manufactured from 1997 to 2002. Please follow the details instructions below in order to setup the new transmitter to work with your existing opener.

You should find a "learn" button from your existing garage door opener (the unit with the motor located on the ceiling of your garage). Press and hold this "Learn" button for 2 seconds and then release. The LED light located beside the 'Learn' button will go on. Then press the garage door button on your new transmitter for 1 second and then release to activate it. The LED light on your existing garage door opener will flash then go off. The model CR-390M is now programmed to your existing garage door opener and will operate your garage door.



2. TROUBLESHOOTING

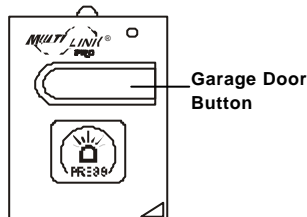
If the garage door cannot be activated, check the followings:

- The red light LED should come on when the button is pressed, if not, check the battery and its polarity, ensure it is inserted properly.
- Repeat programming again to ensure the new transmitter is programmed.


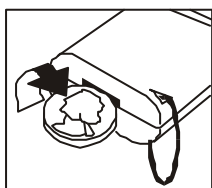
3. OPERATION

Press and hold the plastic case where it marks "PRESS" to activate the flash light.

Press the garage door opener button will activate your garage door.



4. BATTERY



One 3 volt Lithium type (CR2032) battery is included.

Replacing the battery.

1. Open the case with a coin.
2. Slide the old battery away from the battery holder.
3. Slide in the new battery with the positive (+) side facing up.
4. Firmly close the case.

5. WARNING

If this transmitter triggers other garage doors in your neighborhood, change all your transmitters and receiver to a new code setting.

DO NOT let children use the garage door transmitter without adult supervision. Children can injure themselves or others by the garage door.

6. FCC

This device complies with Part 15 of the FCC Rules. Operation is subject to the following two conditions: (1) This device may not cause harmful interference, and (2) This device must accept any interference received, including interference that may cause undesired operation.

WARNING:

Changes or modifications to this unit not expressly approved by the party responsible for compliance could void the user's authority to operate the equipment.

NOTE:

This equipment has been tested and found to comply with the limits for a Class B digital device, pursuant to Part 15 of the FCC Rules. These limits are designed to provide reasonable protection against harmful interference in a residential installation. This equipment generates, uses and can radiate radio frequency energy and, if not installed and used in accordance with the instructions, may cause harmful interference to radio communications.

However, there is no guarantee that interference will not occur in a particular installation. If this equipment does cause harmful interference to radio or television reception, which can be determined by turning the equipment off and on, the user is encouraged to try to correct the interference by one or more of the following measures:

- Reorient or relocate the receiving antenna.
- Increase the separation between the equipment and receiver.
- Connect the equipment into an outlet on a circuit different from that to which the receiver is connected.
- Consult the dealer or an experienced radio/TV technician for help.

7. WARRANTY

If, within one year from date of purchase, this product should become defective (except battery), due to faulty workmanship or materials, it will be repaired or replaced, without charge. Proof of purchase and a Return Authorization are required.

8. CUSTOMER SERVICE

Skylink will not be held liable or responsible for any misuse or application of this product other than for its intended use.

If you would like to order Skylink's products or have difficulty getting them to work, please :

If you would like to order Skylink's products or have difficulty getting them to work, please :

1. visit our FAQ section at www.skylinkhome.com, or
 2. email us at support@skylinkhome.com, or
 3. call our toll free at 1-800-304-1187 from Monday to Friday, 9 am to 5 pm EST.
- Fax 1-800-286-1320

CUSTOMER SERVICE

17 Sheard Avenue, Brampton, Ontario, Canada L6Y 1J3

Email: support@skylinkhome.com

<http://www.skylinkhome.com>

P/N 101A375-001

© 2005 SKYLINK GROUP

® are registered trademarks of their respective corporations